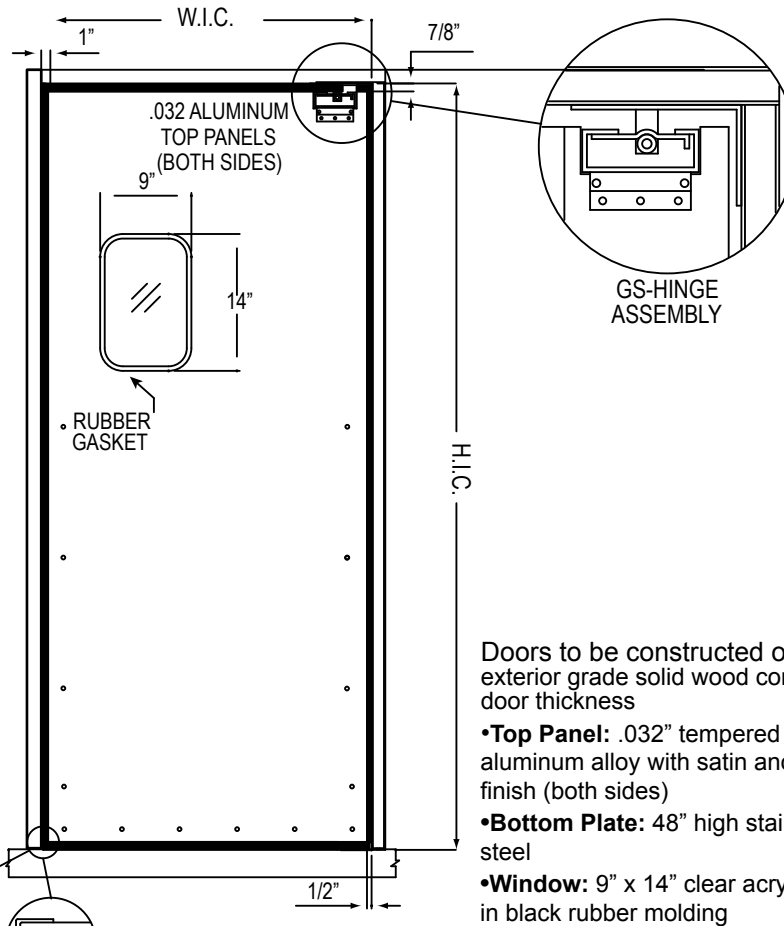


DOUBLE-ACTING RIGID TRAFFIC DOOR



Doors to be constructed of a 3/4" exterior grade solid wood core, 1" total door thickness

- Top Panel:** .032" tempered aluminum alloy with satin anodized finish (both sides)
- Bottom Plate:** 48" high stainless steel
- Window:** 9" x 14" clear acrylic set in black rubber molding

National ACCESS DESIGN LLC

513-351-3400 fax: 866-300-4539 sales@nationalaccessdesign.com

NationalAccessDesign.com

DOOR SPECIFICATIONS

Opening Width _____ x Height _____
Qty. _____

SINGLE PANEL
L R

TEARDROP BUMPER

FB12"	FB18"	FB24"
FB30"	FB36"	FB42"
FB48"		

EDGE TRIM

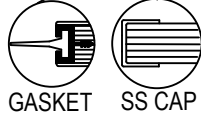
RIGID PVC
FULL GASKET
STAINLESS STEEL CAPS

WINDOW SIZE

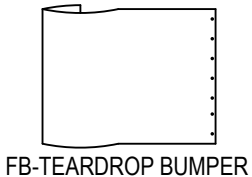
9"x14"	14"x16"
22"x22"	10"x30"

HARDWARE OPTIONS

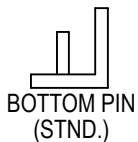
(STANDARD) GS HINGE W/ BOTTOM PIN
GS HINGE W/ (OPTIONAL) 10" JAMB GUARD
(OPTIONAL) STAINLESS STEEL GS HINGE W/ SS BOTTOM PIN
(OPTIONAL) STAINLESS STEEL GS HINGE W/ SS 10" JAMB GUARD
(OPTIONAL) STAINLESS STEEL 10" JAMB GUARD W/ STANDARD HINGES



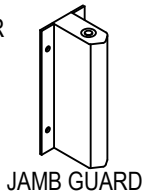
GASKET SS CAP



FB-TEARDROP BUMPER



BOTTOM PIN (STND.)



JAMB GUARD

Charges will be assumed by buyer for changes or cancellations to work in process. Buyer hereby accepts responsibility for all sizes and dimensions. This order will not be processed until all acknowledgement forms are signed and returned.

Specification accepted by: _____

Date: _____

NAD Model 9000A

JOB NAME/LOCATION

CUSTOMER/LOCATION

CUST. ORDER NO.

CUST. P.O. NO.