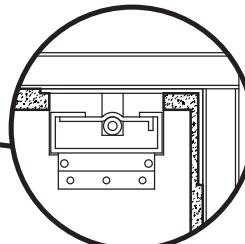
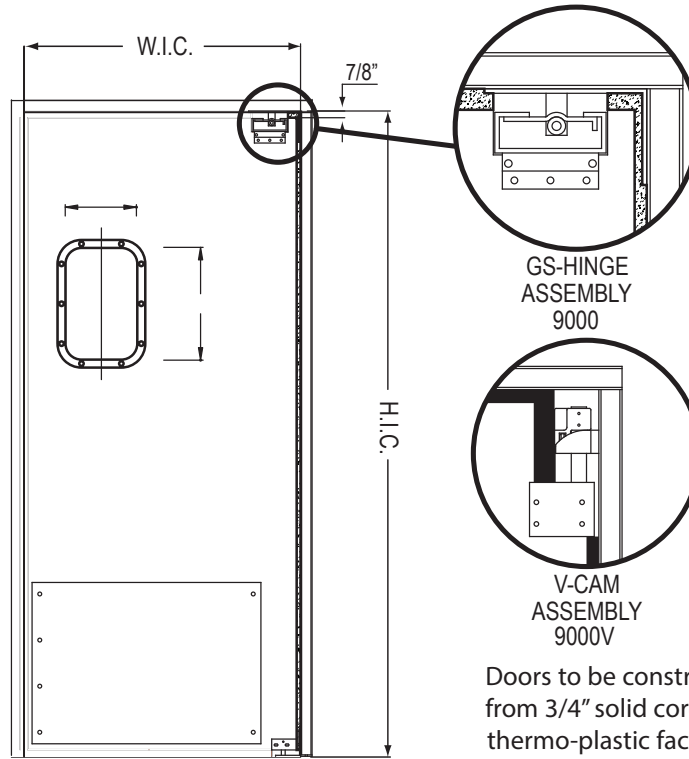


# DOUBLE ACTING "RIGID" TRAFFIC DOORS

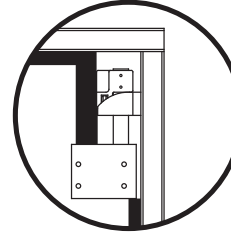
**National ACCESS DESIGN LLC**

513-351-3400 fax: 866-300-4539 sales@nationalaccessdesign.com

NationalAccessDesign.com



GS-HINGE ASSEMBLY 9000



V-CAM ASSEMBLY 9000V

Doors to be constructed from 3/4" solid core with thermo-plastic facings.

Standard features are:

- GS Hinge - Bottom Pin - 9000
- V-CAM - 10" Jamb Guard - 9000V
- 9"x14" Vacuum formed Window Frames.

\*CAFE DOOR ON SEPARATE SPEC SHEET.

### DOOR SPECIFICATION

Opening Width \_\_\_\_\_ x Height \_\_\_\_\_

Qty. \_\_\_\_\_

SINGLE PANEL      L      R

### THERMOPLASTIC FACINGS COLOR OPTIONS

WHITE	BLACK	BEIGE
CANYON BLUE	BROWN	RED
GREEN	LT. GRAY	DK.GRAY

### IMPACT PLATES (STANDARD BLACK ABS)

PL12"	PL18"	PL24"
PL30"	PL36"	PL42"
PL48"		

### OTHER IMPACT OPTIONS

STAINLESS STEEL      ALUM. DIAMOND TREAD PLATE

### TEARDROP BUMPER (STANDARD BLACK ABS)

FB12"	FB18"	FB24"	
FB30"	FB36"	FB42"	FB48"

### WINDOW SIZES

9"x14"	14"x16"
22"x 22"	10"x30"

### EDGE TRIM


RIGID PVC  
FULL GASKET

### HARDWARE OPTIONS

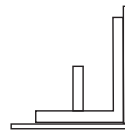
BOTTOM PIN (STND) 9000  
JG-10 (10") (STND 9000V)      JG-10 (10")SS  
CANE BOLT  
PULL HANDLE      LOCKING COLLARS  
SPRING COMPENSATOR



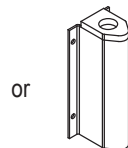
LOCKING COLLAR



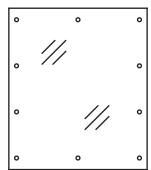
CANE BOLTS




BOTTOM PIN



JAMB GUARD



PL - IMPACT PLATE



TEARDROP BUMPER



SPRING COMPENSATOR  
For V-CAMS

Charges will be assumed by buyer for changes or cancellations to work in process. Buyer hereby accepts responsibility for all sizes and dimensions. This order will not be processed until all acknowledgement forms are signed and returned.

Specification accepted by: \_\_\_\_\_

Date: \_\_\_\_\_

## NAD Model 9000 & 9000V

JOB NAME/LOCATION

CUSTOMER/LOCATION

CUST. ORDER NO.

CUST. PO ORDER NO.